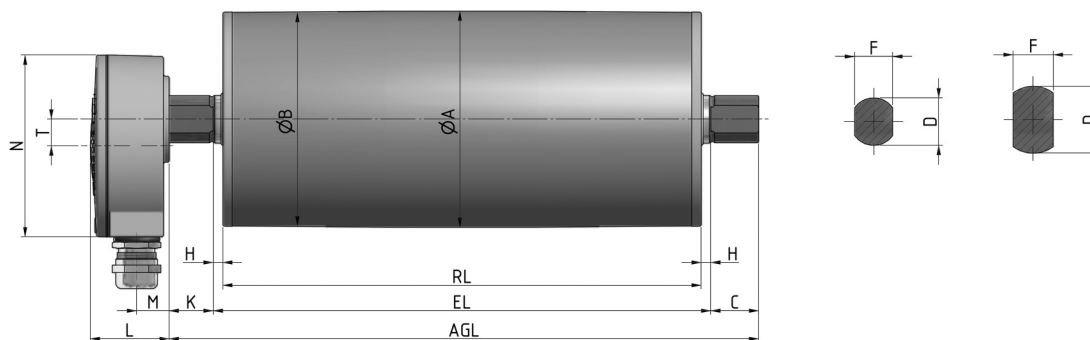





## Motorized Pulley 113LS

Superior tough and powerful drive for high use light and medium duty conveyors

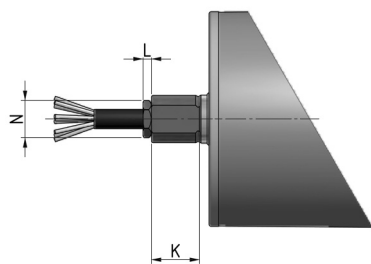


Motorized pulley standard version with aluminium Terminal box.

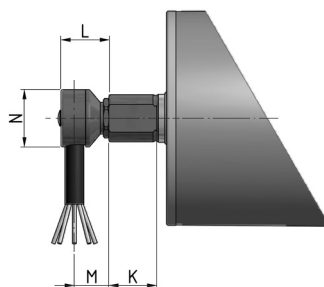
Shaft Cap.



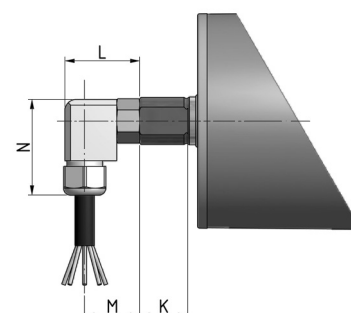
Idler Pulley in Stainless Steel (TS).



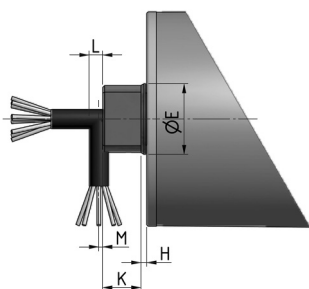
Straight connector in stainless steel.



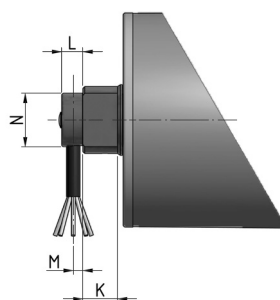
Elbow connector in stainless steel.



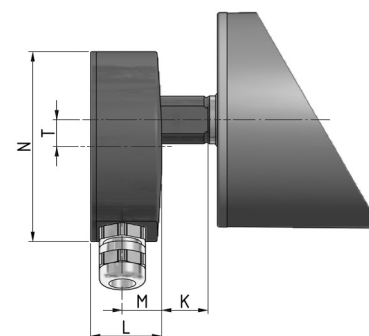
Elbow connector in polyamide.



Straight/Elbow connector with shaft cap in stainless steel.



Elbow connector with shaft cap in stainless steel.

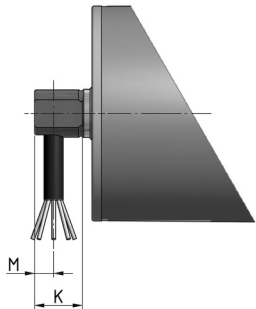


Terminal box in stainless steel.

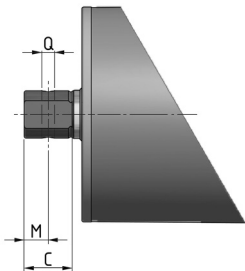


# Motorized Pulley 113LS

Superior tough and powerful drive for high use light and medium duty conveyors



Cable connector 90° with threaded shaft.



Shaft, cross-drilled and threaded.

Type/Option	A mm	B mm	C mm	D mm	E mm	F mm	G mm	H mm	K mm	L mm	M mm	N mm	Q mm	T mm
Motorized pulley 113LS standard version with aluminium terminal box	113	111,5	25	25		20		5	23	41	17	95		14
Terminal Box in Stainless steel									23	37	20,5	99		14
Straight Connector in stainless steel									25	4,5		19,5		
Elbow Connector in Stainless steel									25	25	18	30		
Elbow connector in Polyamide									25	39	28,5	50		
Cable connector 90° with threaded shaft									25		10			
Shaft, cross-drilled and threaded									25		12,5		M8	
Straight/Elbow connector with shaft cap in stainless steel			20	35	37	21		3	20	7	2	35		
Elbow connector with shaft cap in stainless steel									18	11	4	28		